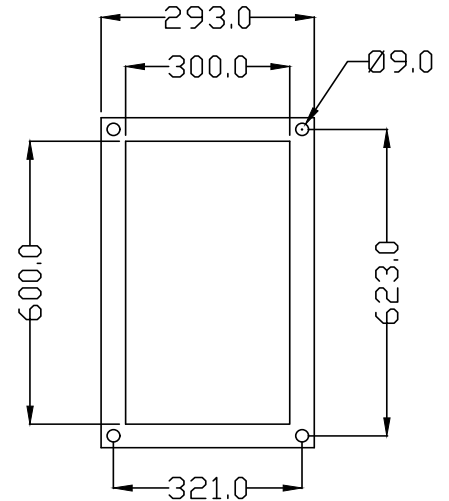
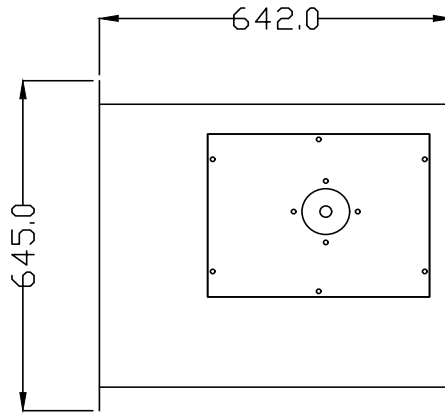




Industrial Fans & Blowers

TECHNICAL DATA SHEET



NOTE:- ALL DIMENSION ARE IN MM.

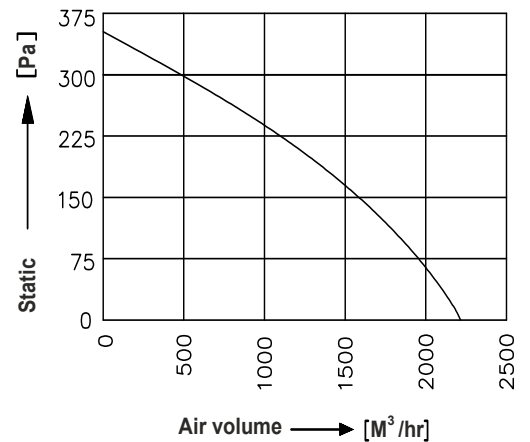
SPECIFICATIONS (50 Hz)

Volt (V)	Watts (W)	Current (A)	Speed (RPM)	Capacitor (µF)	Air Vol. (m ³ /hr)	Noise (dBA)	Nt. Wt. (Kg)
230	190	0.78	1400	6.00	2250	76	23.7

MECHANICAL CHARACTERISTIC

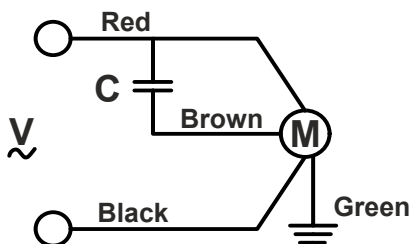
Impeller	Aluminum, Powder Coated
Rotor	Powder Coated
Housing	Steel, Powder Coated In Black
Type Of Protection	IP-54
Motor Protected	Thermally Protected At 145° C
Insulation Class	"F"
Bearing	Maintenance Free Ball Bearing
Permissible Ambient Temperature	0° To 60° C
High Voltage Test According to IS	3588-1987
Direction Of Rotation	Counter Clockwise, Seen On Rotor,
Balacing Grade	Fans Conform 6.3 Grade As Recommended By IS 1940-1-2003

PERFORMANCE CURVE



Conversion: 100pa ≈ 0.4" H2O 100m³/hr ≈ 60cfm

WIRING DIAGRAM



DRAWN BY	V.J.P	TITLE:- MODEL : RI600x300-4E-K4
CHECKED BY	J.G.P	
APPROVED BY	S.B.D	
SCALE N.T.S.	SHEET 1 OF 1	REV/DATE: 00,19.04.2018

Note:- All Information contained in this document is **CONFIDENTIAL** and the property of ROTECH
Reproduction of this in any form is to be done with the specific permission of the company.